



# Classroom Activity Guide



# Creative Career Exploration Starts Here

It takes lots of people doing their jobs to make our communities work. Thanks to a fictional character named **Jeremiah Oliver Baumgartner** (that's Job, for short), readers enjoy getting acquainted with the many people who work in community places like airports, construction sites, grocery stores, hospitals, landfills, and shopping malls. Interesting information coupled with a little comic relief create high-interest reading experiences to draw in even the most reluctant readers.



**Three activities offer opportunities to reinforce and extend learning:**

## ***IT'S YOUR TURN***

creative writing prompt encourages readers to make text-to- self connections by reflecting and writing about personal experiences that relate to the topic of each book. Writing a story about a family or personal encounter at a hospital, for instance.

This activity can be extended by having students read their stories aloud in class or by adding drawings that can be displayed on a bulletin board or in a binder.

## ***WHO DOES WHAT?***

**Who Does What?** involves readers in a simple matching activity to reinforce comprehension of new information. Readers can find answers in the text or by looking up job titles in the glossary.

## ***WHO? WHAT? WHERE?***

**Who? What? Where?** reinforces mastery of new terminology with a fill-in-the-blank exercise. Readers can find answers in the text or by looking up job titles in the glossary.

### **Reading Levels**

	Grade Reading Level	Grade Level Equivalent	Interest Level by Grade
Get a Job at the <b>Airport</b>	U	5	4 – 8
Get a Job at the <b>Construction Site</b>	U	5	4 – 8
Get a Job at the <b>Grocery Store</b>	U	5	4 – 8
Get a Job at the <b>Hospital</b>	W	6	6 – 8
Get a Job at the <b>Landfill</b>	U	5	4 – 8
Get a Job at the <b>Shopping Mall</b>	V	6	4 – 8

## Educational Description

HYBRID TEXT-Non-fiction narrative and story elements: setting, plot and character development, illustrations enhance meaning and tone, figurative language; idiom, pun, nuances in word meanings, point of view: male main character, Job. Comprehension strategies: main idea and details, cause and effect relationships, Informational text features; diagrams, headings, side text, facts, photographs, glossary, index, About the Author, comprehension check, review.

## Common Core State Standards Learning Strands

**Writing** (Grade 5): 1, 1b, 2, 2a, 2b, 2d, 6, 7, 8, 9

**Speaking & Listening** (Grade 5): 1, 1c, 1d, 4, 5, 6


**Language** (Grade 5): 3, 4, 4a, 4c, 5, 5a, 5b, 6

**Reading: Informational Text** (Grade 5): 1, 4, 5, 6, 7, 9, 10

**Reading: Literature** (Grade 5): 1, 2, 3, 4, 6, 8, 9, 10

## More Creative Career Exploration Resources

*Find Your Future* offers five high-interest titles about STEAM careers. Three skill-building features—**Surf the 'Net!**, **Explore Some More!**, and **Ask Big Questions!**—engage readers in an exploration of amazing opportunities in science, technology, engineering, art, and mathematics.



*Choose A Career Adventure* provides “you are there” vignettes that let readers imagine themselves doing some of the coolest careers in some of America’s coolest places.



## Answer Keys:

### *Get a Job at the Airport*

Who Does What? 1-D; 2-C; 3-B; 4-A; 5-E.

Who? What? Where? 1-E; 2-B; 3-D; 4-C; 5-A.

### *Get a Job at the Construction Site*

Who Does What? 1-D; 2-A; 3-E; 4-B; 5-C.

Who? What? Where? 1-C; 2-E; 3-A; 4-B; 5-D.

### *Get a Job at the Grocery Store*

Who Does What? 1-E; 2-D; 3-A; 4-B; 5-C.

Who? What? Where? 1-D; 2-E; 3-A; 4-C; 5-B.

### *Get a Job at the Hospital*

Who Does What? 1-E; 2-D; 3-A; 4-B; 5-C.

Who? What? Where? 1-B; 2-E; 3-D; 4-C; 5-A.

### *Get a Job at the Landfill*

Who Does What? 1-D; 2-E; 3-B; 4-A; 5-C.

Who? What? Where? 1-E; 2-B; 3-A; 4-D; 5-C.

### *Get a Job at the Shopping Mall*


Who Does What? 1-E; 2-C; 3-D; 4-A; 5-B.

Who? What? Where? 1-C; 2-E; 3-B; 4-A; 5-D.

# **GET A JOB** AT THE **GROCERY STORE**

\_\_\_\_\_  
*Name*

**Hi there!**  
**Now that you've read  
about my adventure, it's your  
turn. Share an experience that  
you had at a grocery store. Be  
sure to mention all the people  
you saw doing different jobs.**





## WHO DOES WHAT?

*Job met some interesting people during his trip to the grocery store. Can you match their job titles with the correct job description?*

- |                              |   |
|------------------------------|---|
| <b>A</b> Packaging engineer  | _____ <b>1</b> Makes sure that food processing plants meet all federal food regulations |
| <b>B</b> Mill tanker driver  | _____ <b>2</b> Grinds wheat into flour  |
| <b>C</b> Butcher             | _____ <b>3</b> Designs the containers that keep food fresh                              |
| <b>D</b> Miller              | _____ <b>4</b> Transports milk from farms to factories in specially equipped tankers    |
| <b>E</b> USDA food inspector | _____ <b>5</b> Uses sharp tools to prepare cuts of meat sold in grocery stores          |

## WHO? WHAT? WHERE?

*Choose the correct job description to complete the sentences below.*

- |                 |   |
|-----------------|---|
| nutritionists   | <b>1</b> _____ are sometimes referred to as "crop doctors."                               |
| cake decorators | <b>2</b> _____ price, stock, and rotate products in the dairy section of a grocery store. |
| farmers         | <b>3</b> _____ develop new product ideas and recipes in test kitchens.                    |
| agronomists     | <b>4</b> _____ grow crops like fruits, vegetables, and grains                             |
| dairy clerks    | <b>5</b> _____ help people celebrate special occasions with beautifully decorated cakes.  |