



Classroom Activity Guide



Creative Career Exploration Starts Here

It takes lots of people doing their jobs to make our communities work. Thanks to a fictional character named **Jeremiah Oliver Baumgartner** (that's Job, for short), readers enjoy getting acquainted with the many people who work in community places like airports, construction sites, grocery stores, hospitals, landfills, and shopping malls. Interesting information coupled with a little comic relief create high-interest reading experiences to draw in even the most reluctant readers.



Three activities offer opportunities to reinforce and extend learning:

IT'S YOUR TURN

creative writing prompt encourages readers to make text-to- self connections by reflecting and writing about personal experiences that relate to the topic of each book. Writing a story about a family or personal encounter at a hospital, for instance.

This activity can be extended by having students read their stories aloud in class or by adding drawings that can be displayed on a bulletin board or in a binder.

WHO DOES WHAT?

Who Does What? involves readers in a simple matching activity to reinforce comprehension of new information. Readers can find answers in the text or by looking up job titles in the glossary.

WHO? WHAT? WHERE?

Who? What? Where? reinforces mastery of new terminology with a fill-in-the-blank exercise. Readers can find answers in the text or by looking up job titles in the glossary.

Reading Levels

	Grade Reading Level	Grade Level Equivalent	Interest Level by Grade
Get a Job at the Airport	U	5	4 – 8
Get a Job at the Construction Site	U	5	4 – 8
Get a Job at the Grocery Store	U	5	4 – 8
Get a Job at the Hospital	W	6	6 – 8
Get a Job at the Landfill	U	5	4 – 8
Get a Job at the Shopping Mall	V	6	4 – 8

Educational Description

HYBRID TEXT-Non-fiction narrative and story elements: setting, plot and character development, illustrations enhance meaning and tone, figurative language; idiom, pun, nuances in word meanings, point of view: male main character, Job. Comprehension strategies: main idea and details, cause and effect relationships, Informational text features; diagrams, headings, side text, facts, photographs, glossary, index, About the Author, comprehension check, review.

Common Core State Standards Learning Strands

Writing (Grade 5): 1, 1b, 2, 2a, 2b, 2d, 6, 7, 8, 9

Speaking & Listening (Grade 5): 1, 1c, 1d, 4, 5, 6


Language (Grade 5): 3, 4, 4a, 4c, 5, 5a, 5b, 6

Reading: Informational Text (Grade 5): 1, 4, 5, 6, 7, 9, 10


Reading: Literature (Grade 5): 1, 2, 3, 4, 6, 8, 9, 10

More Creative Career Exploration Resources

Find Your Future offers five high-interest titles about STEAM careers. Three skill-building features—**Surf the 'Net!**, **Explore Some More!**, and **Ask Big Questions!**—engage readers in an exploration of amazing opportunities in science, technology, engineering, art, and mathematics.



Choose A Career Adventure provides “you are there” vignettes that let readers imagine themselves doing some of the coolest careers in some of America’s coolest places.



Answer Keys:

Get a Job at the Airport

Who Does What? 1-D; 2-C; 3-B; 4-A; 5-E.

Who? What? Where? 1-E; 2-B; 3-D; 4-C; 5-A.

Get a Job at the Construction Site

Who Does What? 1-D; 2-A; 3-E; 4-B; 5-C.

Who? What? Where? 1-C; 2-E; 3-A; 4-B; 5-D.

Get a Job at the Grocery Store

Who Does What? 1-E; 2-D; 3-A; 4-B; 5-C.

Who? What? Where? 1-D; 2-E; 3-A; 4-C; 5-B.

Get a Job at the Hospital

Who Does What? 1-E; 2-D; 3-A; 4-B; 5-C.

Who? What? Where? 1-B; 2-E; 3-D; 4-C; 5-A.

Get a Job at the Landfill

Who Does What? 1-D; 2-E; 3-B; 4-A; 5-C.

Who? What? Where? 1-E; 2-B; 3-A; 4-D; 5-C.

Get a Job at the Shopping Mall

Who Does What? 1-E; 2-C; 3-D; 4-A; 5-B.

Who? What? Where? 1-C; 2-E; 3-B; 4-A; 5-D.




AT THE CONSTRUCTION SITE

Name _____

Handwriting practice lines consisting of 20 horizontal lines.

*Hi there!
Now that you've read
about my adventure, it's your
turn. Write a story about a
construction site you have
visited. Be sure to mention
all the people you saw doing
different jobs.*



WHO DOES WHAT?

Job met some interesting people during his visits to the construction site? Can you match their job titles with the correct job descriptions?

- | | |
|-----------------------------------|---|
| A Heavy equipment operator | ____ 1 Uses wet cement to make foundation slabs, sidewalks, and roads |
| B Architect | ____ 2 Drives big machinery like bulldozers and diggers at a construction site |
| C Landscape architect | ____ 3 Wires building for electricity |
| D Concrete finisher | ____ 4 Designs buildings and creates blueprints showing how to build it |
| E Electrician | ____ 5 Designs outside spaces and parks for buildings and homes |

WHO? WHAT? WHERE?

Choose the correct job description to complete the sentences below.

- | | |
|-------------------|--|
| welder | 1 An _____ designs and decorates the inside spaces of a building or home. |
| plumber | 2 A _____ uses measurement tools to define the boundaries of a property. |
| interior designer | 3 A _____ uses a blowtorch to join pieces of metal together. |
| glazier | 4 A _____ installs water and drainage pipes for kitchens and bathrooms. |
| surveyor | 5 A _____ cuts, installs, and seals glass in windows and skylights. |